

Art Workshop of Western Sonoma County
8214 Covert Lane • Sebastopol CA 95473

ART WORKSHOP OF WESTERN SONOMA COUNTY

AWSOMEART.ORG • SEPTEMBER 2024

THURSDAY, SEPTEMBER 19th

Sebastopol Veteran's Building, 282 South High St., Sebastopol, CA

10:30 Board • 12:00 Potluck • 12:30 Meeting • 1:30-2:45 Art Demo (see below)

September Prompt: ANTHROPOMORPHISM • October Prompt: PORTRAITS

SEPTEMBER DEMO: GERALD HUTH Making Abstract Collages

Gerald Huth studied Architecture and Art History at the University of Pennsylvania in Philadelphia, and then Painting and Sculpture at the Ecole des Beaux-Arts d'Avignon, France, and Drawing and Printmaking at The Art Students' League of New York. Much of what he does reflects the influences of the arts of other cultures and civilizations encountered during his extensive travels.

Recent changes in his work were inspired by the music that has been a part of his life. The series is called "Hearing the Music," and he just had a large exhibit of these paintings and collages at the Pacific Grove Art Center. His work is in many public and private collections worldwide. Visit geraldhuthart.com



Should I Make Art?

BY JOHN OSEBOLD





FROM THE PRESIDENT JUDY GRIGG GOLDBERG

Welcome all to fall-de-rall!

Did you ever... have you never... had piles of unfinished abandoned artwork hidden away? Does a “we regret” keep

you from trying again? How about sudden onset fatigue while “arting”? An **Artistic Confidence Boost** might be needed!

Confidence, an important trait especially when pursuing a creative path, can be shaken quite easily and difficult to maintain. A disruption of confidence in our artistic ability can hit anytime, anywhere, from anyone... more often the culprit is ourselves. An idea pops up, yet enthusiasm begins to fade even before beginning... with the thought... *I can't*. Or, our creative zest can fizzle with hesitation over every mark or decision of color and composition until... the thrill is gone... and so we put our work away.

The more crushing blow comes from someone whose opinion is valued. While learning etching on copperplate, I was experimenting with a technique called *sugar lift*. Pulling one of my first prints of “The Wild Eucalyptus,” I was excited about the bark texture achieved with this new technique. Showing this to the master-printmaker-in residence, I was unprepared for the shoulder shrug and the “Well, it’s... a tree.” I ceased working on it and seemed unable to finish anything for the rest of my time there.

Artists who have gained self-assurance through much experience, hard work, and resulting success, might be completely unfazed by bashes from persons unknown or who know nothing. While visiting an artist friend from college, we spent the day sitting in her booth at the county fair, surrounded by her excellent paintings of the local folks and surrounding farmlands. Fair goers passed by, some stopping to take a look with smiles and compliments. Then along comes the one-in-every-crowd-guy... stopping at the entrance to the booth. Not even glancing at the artwork, he pulled the corn dog out of his mouth to say loudly, “My 5-year-old kid could paint that stuff.” Without even taking a breath, she looked at him directly, smiled, and suggested that next year he rent a booth for his child... then with a laugh, “Maybe he’ll make you some money.” I

was mouth-drop-open amazed... such aplomb! I gotta get some aplomb!

How to get your own aplomb:

1. Instead of calling something you’ve worked on a mistake and tossing it, **finish it for practice and experience.** (I am working on this one.)
2. **Be inspired by another’s art without comparing it to yours.** Study art that you admire and consider, what makes it work? How can you apply that lesson within your own unique artistic expression?
3. Confidence grows along with competence. Competence grows from experience. **The more work we do, the more able we become.**
4. **Seek the support of others, especially other artists.**

This last on the list is the greatest benefit AWS group offers to our member artists, for both the more experienced, as well as those just finding their way. Showing our work to others in this congenial environment, we have the opportunity to exchange stories of struggle and success and offer one another appreciation and encouragement.

Let’s all continue this support, strengthening faith in our creative selves.

See you in September!
Judy Goldberg



Judy Grigg Goldberg -
“Cool Pool Redux” 9x12 watercolor

VICE PRESIDENT'S REPORT • LONNA NECKER

Greetings,

Our prompt for August was LAYERS. You interpreted this in many interesting, delightful and beautiful ways. Thanks to all who participated! (See page 8 for those who submitted theirs to the newsletter.)

Our prompt for September is ANTHROPOMORPHISM. It means attributing human characteristics to inanimate objects, animals, or flora. Think: Pillsbury Doughboy or SpongeBob Squarepants or Disney's dancing flowers. And *let your imagination run wild!*

Our August demonstrator was **Jeff Olson** (See Beverly's article on page 10.). Jeff gave a tremendously informative presentation to our members. Many of you commented to me that you were enthralled and so happy to learn so much more about the chemistry and origins of pigments, solvents, resins, additives, and more. He certainly gave us a deeper understanding of what we have mostly taken for granted, or never even thought of!

Our demonstrator for September will be **Gerald Huth**. Gerald's art, which is very personal in its nature, deals with what he calls the "human condition" - events from his life, his family history, and from what is happening in the world around him, mostly using the human figure as his means of expression. Much of what he does also reflects the influences of the arts of other cultures and civilizations, encountered during his extensive travels throughout the world. He selects wood sculpture and oil painting (on various shaped canvas forms) as the media for many of his works. Many of his ideas are also explored through mixed-media collages, collage/paintings, and collage/sculptures, combining different papers and a variety of drawing techniques. He will be demonstrating Abstract Collage.

Looking ahead, **Sally Privette**, our very own basket expert, will be our **October demonstrator**. In preparation, she would like any of the 17 participants (those who raised hands during our last meeting) to bring the following *if you have them*: *large-eye needles & pine needles*. I hope everyone will stay for the first half-hour of her presentation of native basket making and her personal history of learning to make baskets from area Natives.

Take care,

Lonna



An example of **ANTHROPOMORPHISM**, our September Prompt



Jeff Olson's presentation and product giveaway (below).



Sandi Maurer -
"Flower Meditation"
16x20 acrylic

Elizabeth Springs -
"Bodega Head"
10.5x10.5
acrylic on
gesso board



September 19 Refreshments

Please have your contribution (enough to serve 12 people) on the table so the potluck is ready to start promptly at noon.

SANDWICHES/ FINGER FOOD

Gary Caldwell
Hale Darby
Cindy Gillespie
Bob Hart
Sarah Heggerty
Lorna Ho
Leah Ocean
Sally Privette
Nancy Sanchiotti
Charito Shetty
Bonnie Smith
Joyce Terres
Aimee Tomczak
Nancy Tulloh
Phil Wilkinson
Gary Wilson



DESSERT/FRUIT

Susan Barri
Judy Boles
Kathy Byrne
Marilyn Dizikes
Linda Dove-Pierson
Chris Field
Valerie Gardiner
Hedda Gold
Elizabeth Gomes
Honora Russell
Pam Simpson
Elisabeth Van Nuys
Andrea Way

RAFFLE

????

GREETER

????

VOLUNTEERS NEEDED! -->

SEBASTOPOL VENUES

September 19 - November 15

Coffee & Moore

CURRENTLY: Enid Barnes
SEPTEMBER 19: Sandi Maurer
NOVEMBER 15: Lorna Ho

Fandee's Restaurant

CURRENTLY: Linda Dove-Pierson
& Charito Shetty
SEPT 19: Rhonda Mertle & Deni Marrone
NOVEMBER 15: Enid Barnes & Carol Mills

Hair Masters

CURRENTLY: Barbara Evans
& Elizabeth Gomes
SEPTEMBER 19: **AVAILABLE**
NOVEMBER 15: **AVAILABLE**

Hole in the Wall Restaurant

CURRENTLY: Pamela Heck
SEPTEMBER 19: Marilyn Dizikes
NOV 15: Elizabeth Gomes & Carolyn Jarvis

Sonoma Chocolatiers

SEPTEMBER 19: Deni Marrone
NOVEMBER 15: Linda Dove-Pierson

Specialty Center

CURRENTLY: Phil Wilkinson
SEPTEMBER 19: Linda Dove-Pierson
NOVEMBER 15: **AVAILABLE**

Umpqua Bank

CURRENTLY: Carolyn Jarvis
SEPTEMBER 19: Becky Brendlin
NOVEMBER 15: Linda Dove-Pierson

WOW! Enid Barnes has now sold SIX pieces from her show at Coffee & Moore! Way to go, Enid!



Judy Boles -

"Sping Morning at Timber Cove"

18x24 oil

This painting took 4th place in oil at the Sonoma county fair.



AWS BOARD MINUTES AUGUST 15, 2024

Meeting Called to order 10:40 a.m. by President Judy Goldberg.



Board Members Present: Judy Goldberg, Gail Mardfin (remote), Fran Nielsen, Lonna Necker, Linda L. Reid, Merrie Krisl, Judy Boles, Judy McFarland, Deni Marrone, Allene Donato, Susan Nestor, Carol Mills

Discussion:

- **Open Board Positions for 2025:** Judy Goldberg will be stepping down as President of AWS for next year, leaving that position open. Gail Mardfin and Susan Nestor will form the Nominating Committee to fill the 2025 President's position. Gail will check with Lorraine about continuing as Membership Chair.
- **Gravenstein Fair:** Carol Mills reported the show was successful, with participants all having sold art work and the commissions earned supporting the expenses. A breakdown of income vs cost to come. Jewelry will not be included in the AWS space next year. Vendors are by invitation only and the invitation to AWS extends only to 2D artwork.
- **ABS Grant:** Carol Mills will be submitting the application later today.
- **Presentations and Prompts:** Lonna Necker reported that today's presentation on water mixable oil paint will be given by Jeff Olson, as a representative of the manufacturer Royal Talens. Next month Gerald Huth will demonstrate abstract collage. Lonna will be absent from that meeting so Genie Rhodes will introduce him. Today's prompt is Layers. Next month's prompt is Anthropomorphism, where inanimate objects, animals or flora take on human characteristics. We only need 5 demonstrators to complete the programming for the 2025 calendar.
- **Treasurer's Report:** Merrie Krisl reported the general checking account balance is \$4,859.12 and the Mielke awards account balance is \$4,480.86.
- **Venues:** Deni Marrone, Allene Donato and Susan Nestor visited The Livery and liked the environment. There is wall space for approximately 30 pieces of art work and it is great for very large artwork, 16x20 and larger. The drawback is that there is not a lot of foot traffic. Deni will continue her discussion with The Livery to find the best way to benefit both The Livery and AWS. Artists interested in showing there should contact Deni.
- **Communications:** Gail Mardfin reported that newsletter subscriptions are increasing, with about as many non-members as there are members.

11:25 a.m. Motion to adjourn: Lonna Necker. Second: Susan Nestor. Motion passed.

Submitted by Judy Boles, Recording Secretary

Did you know the AWS newsletter is emailed monthly not only to our 120 members, but to an additional 100+ subscribers?! Sometimes I ask people if they would like to be removed from the distribution, and often people say "No, keep me on." Frequently, newsletter readers turn into members! Here is a recent, very kind reply from **aNna rybaT: "Thank you Gail! This is a high quality excellent newsletter, I enjoy reading it. Please keep me on the list!"** - GM, editor

AWS Artists Are Exhibiting!



**ENID BARNES
GAIL MARDFIN**



J&M's Midtown Cafe

1422 4th St, Santa Rosa

**Opening Reception
Wednesday, Sept. 4 • 4-6pm**

Wine & charcuterie • Special guest musician

Exhibit runs August 28 – October 23

There's a new Open Studio Tour in town!

Click to see map & catalog online:
SANTA ROSA OPEN STUDIOS
September 14/15 & September 21/22
10am - 5pm

Over 70 artists, including AWS'

Kathy Byrne



Studio: 68

9120 Oak Trail Circle
Santa Rosa
[sropenstudios.com/
studios/kathy-byrne/](http://sropenstudios.com/studios/kathy-byrne/)

Elizabeth Gomes




Studio: 65

4922 Rincon Ave,
Santa Rosa
[sropenstudios.com/
studios/elizabeth-](http://sropenstudios.com/studios/elizabeth-)

**Good luck, Kathy & Elizabeth!
Let us know how it goes!**

If you missed it last winter at Moonlight Brewing, stop in to see **Gail Mardfin's** "Red Line Series" (10 figurative acrylic & collage paintings), now on display at Center for Spiritual Living Santa Rosa, 2075 Occidental Rd through October. Hours are generally Mon-Wed, or come to a great Sunday service at 9 or 11am.



Connie Cook has four paintings in the current gallery show at the Sebastopol Senior Center, called "A Day in the Life," up through September 20th. *Check it out!*

And congratulations to Connie, who recently took First Place in Graton Gallery's

"Roshambo" (rock, paper, scissors) show, for her piece (pictured, upper right).



Art Sharing at the August meeting

Here are some of the many “shares” below. Special thanks to **Genie Rhodes** for being the microphone runner during the members’ meeting and also the “living easel” during the art share! Photos by **Judy Goldberg & Lonna Necker** and captions by **Judy**, who presided over the meeting.



Intrepid photographer Bob Hart, relates his daring quest for a desired location for a great shot. *Let's all “art” safely.*



Christine Paschal sculpts miniatures from polymer clay, often using a layering technique to create pattern and form.



As Chris Field is looking fondly at the charcoal drawing of her husband, he seems to be checking out us AWS members.



Using interesting and mysterious mediums, Daniel Celidore creates celestial skies, hulls of biblical reed vessels, and far-away galaxies.



Joyce Terres explains her process of creating a base layer of color/images/textures & pattern, then using a blue transparent color glaze.



Julia Hansen painted the visible layers from sand to sky, seen when looking out to sea.



Katha Engblom shares her “layers” painting of watermelon slices in a new-to-her medium, gouache.



Poet and abstract painter, Linda Reid, tells of her creative decisions in this recent work.



Pam Heck's Sonoma County Fair prize-winning artwork was done using multiple techniques including image transfer and gel plate printing.



Elizabeth Springs enjoys abstract painting. Commenting about her imagery often returning to landscape...and how can it not, with the surrounding beauty of Sonoma County?



Inspired by the recent deYoung exhibit on fashion, Marilyn Dizikes created this gold embellished red gown using multiple mediums and techniques.

July Prompt: LAYERS



Enid Barnes -
"Breakfast" 10x10 acrylic



Susan Bradford -
Untitled, 16x12 acrylic & Untitled, 16x20 acrylic



Carol Mills -
"Balanced" 15x12 pastel



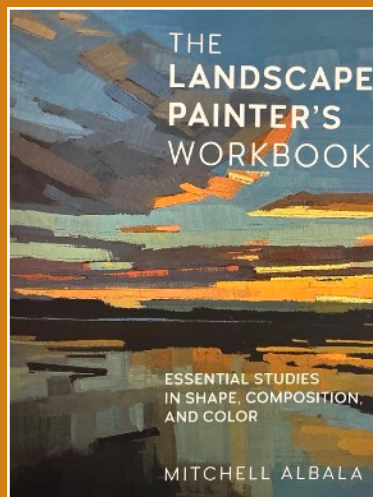
Jerry Fabiano -
"Tolay Open Space Park in Spring" 16x20 acrylic



Merrie Krisl -
"Opening" 11.5x9 pastel



Elizabeth Springs -
"Aquarelle" 24x24 acrylic & pencil



ART BOOK RECOMMENDATION FROM MERRIE KRISL

I would like to recommend this book and *not just for landscape painters*. Albala is a great teacher and the contents are applicable to all kinds of art. The library has it in unlimited Hoopla ebooks and it is available on [AMAZON](#).



SEBASTOPOL CENTER FOR THE ARTS



FINAL REMINDER!

2024 North Star Gala

**A Celebration of Artistic Visionaries
September 14th, 2024 • 5-9 pm**

Join in celebrating SebArts artists and visionaries at the second annual Fundraising Gala. Tickets from \$250.

And our own **LINDA LOVELAND REID** is one of the honorees! [Click for details & tickets](#)

Volunteer Maintenance Committee Sought

Danny Foster, the new Facilities Manager at Sebastopol Center for the Arts (replacing Steve Markus) is interested in creating a Volunteer Maintenance Committee that helps to keep the Center’s building and grounds beautiful, clean, and functional. If any of the following areas of focus sound inspiring then interested in helping out in any of these areas of focus, please consider joining this effort.

- **Parking Lot Maintenance:** Keeping our parking areas free of weeds, clean, safe, and accessible.
- **Garden Care:** Maintaining the sustainability, beauty, and health of our gardens through regular care and seasonal planting
- **Facility Cleaning:** Assisting with in-depth cleaning projects to maintain the overall appearance and hygiene of our center.
- **Facility Repair:** Assisting with light repair work including painting or other handyperson tasks

Contact Danny at dfoster@sebarts.org

Now in the Gallery through Sept 22
**HAVEN: Place of Comfort
& Contemplation**



AWS’ Alyson Dobbert stands with her acrylic painting, “See Through,” now showing in the HAVEN exhibit. She writes, *“It’s that feeling. Driving through a city at dusk, as lights*

come on inside offices, restaurants and apartments. You get a glimpse of another life, another person’s home and space - a feeling of familiarity with a tinge of loneliness and longing.”



Elizabeth Gomes’ mixed media piece, “Hold Me Close,” was also juried in to the show.

And two other AWS members had work in the show: James Reynolds’ pastel, “Fog Rolling Over Black Mountain.” (LEFT) and Marilyn Sommer’s oil, “A Sunny Day” (BELOW).



The beautiful HAVEN show hangs through September 22, so it will still be viewable on our September 15 meeting day.

AUGUST ART DEMO: Jeff Olson of Royal Talens

by Beverly Bird

Answering questions and clearing up myths, Jeff Olson made a comprehensive presentation on oil paints, focusing on Cobra water mixable oils. He is the

Art Education Director for Royal Talens North America, the maker of Cobra. The presentation broadly covered the history of oil paints from the 7th Century to today.

Painters are turning to water mixable oils for various reasons, primarily 1) Health – many are allergic to the toxins in solvents, 2) Environment – they are more easily safely

disposable, and 3) Convenience – for traveling, solvents are not permitted on flights, therefore must be sourced wherever a painter goes.

Royal Talens, the company that produces Cobra, is headquartered in Appeldorn, the Netherlands, the home to the Dutch Royal Palace. The company was established in 1899 and produces Rembrandt and Van Gogh oil paints, as well as other lines. Royal Talens, U.S.A. is located in Hampton, Massachusetts. Cobra takes its name from a post-WWII rebel Dutch painter group who “just wanted to be free,” like Cobra is free of solvents.

The history of oil painting can be traced back to as early as the 7th century – paintings discovered behind the statues destroyed by the Taliban in Afghanistan were created in oil paint. During the Renaissance, oil paints transformed the depiction of biblical scenes, as they were much more translucent and vibrant than those depicted in fresco or egg tempera, the competing mediums at the time.

The basic ingredients of oil paint are the **pigment** and **binder**, to which are added **extenders**, such as resin, to stabilize, increase volume, and improve flow. Pigments are 1) organic, such as Cochineal (the beetle) that produces red, 2) inorganic, such as iron oxide or lapis, that produces blue, or 3) synthetic, which are most often used today.

The binder is most important, making up the properties of the paints, providing adhesion and suspension. Binders can be vegetable oil, such as linseed, safflower, walnut or poppyseed. Linseed is

most common, but can yellow; safflower oil dries slower but does not yellow; walnut oil also does not yellow but can turn bad.

Water-mixable oils are genuine oil paints using a linseed oil binder. Cobra paints mix with water due to the addition of an emulsifier. Jeff countered the myths of this medium: 1) They contain water – they **do not** contain water. 2) They dry faster – actually, turpentine dries faster than water. 3) They do not mix with traditional oils – they **can** be mixed and do retain water-mixable quality if a 4-to-1 ratio is maintained. 4) They mix with acrylics – this does **not** work well due to mass displacement. 5) They are not archival – they are **definitely archival**. TIP: Use mediums in moderation.

The differences between Cobra’s student grade (STUDY) and professional grade (ARTIST) is primarily pigment load. Student grade is more affordable but has less pigment and is available in fewer colors.

Cobra was used to create “The Peasants Movie,” an animated film made along the lines of “Loving Vincent” that was nominated for an Oscar. The latter was made using Van Gogh paints, but the toxins in the solvents made it very difficult to produce as the artists must work closely in a collaborative way. Using Cobra eliminated this problem and artists were able to work side-by-side to create the beautiful animated film.

Jeff ended the session with a Q and A, gifting Cobra products to the first ones with the right answer. He also supplied samples for all the session participants. Members attending this presentation were very pleased with all they learned about oil painting and the amazing option of using it without solvents.



It pays to pay attention! Barbara Evans is awarded Cobra products by Scott Stevenson, Advantage Sales & Marketing.



Chris Fields



Carol Mills



Hale Darby



Christine Paschal



Elizabeth Gomes



Honora Russell

It turned out to be a good year for AWS artists at the GRAVENSTEIN FAIR in August! The better location, under shading awnings, lots of traffic, and sales for all contributed to a happy experience. For the first time in a while, the 10%-on-sales these six artists paid to AWS, actually covered the expenses AWS incurred to secure the space from the Fair's Farm Trails organizers. Yay! "Old-timers" included Carol Mills, Hale Darby, and Christine Paschal. First-timers were Chris Field, Elizabeth Gomes, and Honora Russell. Patty Bird, a Gravenstein regular, had to miss it due to Covid, but is now, thankfully,



Susan Bradford -
FAR LEFT: "Abstract 1" 18x24 acrylic

LEFT: "Abstract 2" 24x24 acrylic

BELOW LEFT: "Barn" 9x12 oil

BELOW: "Sonoma County Beach" 9x12 oil



Remember to send in your artwork to gail@plpgraphicdesign.com by the Wednesday following the meeting. Include title, dimensions (HxW), and medium.

ART by AWS Artists



Bob Hart -
"Natural Bridges" 21x15 photo



Bob Hart -
"Night at Secret Beach" 20x16 photo



Bob Hart -
"Oregon Coast" 21x15 photo

Bob is now on another photographic travel adventure in Iceland. He reports "This is turning into my best ever Iceland trip. We've been to amazing places in the interior highlands."

SONOMA COUNTY FAIR WINNERS!

As usual, AWS artists garnered a number of ribbons at the county fair in August! Thanks to all who sent in their information and/or photos, and congratulations to all! It's hard to keep all the divisions/categories/classes/professional/amateur levels straight, but here goes...



Sally Privette's small basket collection won first place in the fiber arts category, hobby category. The largest basket took second place, the smaller won third place.



Judy Boles "Croton" (above) received a third place ribbon, "Spring Morning at Timber Cove" received a fourth place ribbon (see page 4), and "Veraison" received a second place ribbon, all oils.



Linda Grainger won Best in Division for her still life, "A Glass Bowl Full of Fruit." She also won third place in the landscape category for "Misty Morning," second place in the animal category for "Mimi Under the Sun" and third place in the seascape category for "A Beautiful Sunset," all watercolors.



Lorna Ho's "Mochi" won Best of Division in the professional mixed media category, and "A Quiet Moment" (an abstract) won first place in professional mixed media.



Holy Smokes! **Valerie Koppala Gardiner** entered six paintings and received eight ribbons, which included Best of Section for oil and mixed media, and first and second place ribbons for pastels and watercolors.



Kathy Byrne won Best of Division and first place in the professional division of aqua media for her watercolor, "Antique White Pitchers." Happily, she also sold and received first place for her painting "Curious Sheep," above.



Honora Russell's painting won Best of Division in the acrylic seascape division at the Fair.

WAIT, THERE'S MORE...

MORE FAIR WINNERS!



Elizabeth Gomes won two awards; this photograph won a blue ribbon and Best in Class, monochrome amateur.



Above, **Christine Paschal's** sunset watercolor on a Pacific coast sand dollar, set with custom bezel & chain, received Best in Show in Jewelry masters. She entered a colorful miniature carousel under the fair's theme, "Greatest Fair on Earth," and received first place. The tiny detailed carousel with its multi-colored horses sits on top of a solar-powered spinner to make it go around! A third piece, entered in polymer clay, was her Apple Blossom Show piece, "Apple Blossom in Wonderland," which also received a first place.



Pamela Heck was pleased and surprised to win quite a few ribbons. "I took first place in two acrylic divisions (portrait & animal), a first in mixed media (portrait), and a Best in Division for my print, 'Golden Girl,' above. I also submitted several poems. One of them won Best in Show. It's fun to enter things in the fair, and even more fun to find out you won!"

ANOTHER WINNER AT ANOTHER FAIR...



Linda Immer's painting, "A Little Worried," won an honorable mention at the Orange County Fair! Linda lives in Orange county AND Sonoma county.

A prize-winning tip...




ABOVE is **Elizabeth Spring's** untitled painting in acrylic & marker that took first place in professional abstract at the Fair.

BELOW we can see it beautifully shown *in an environment*. It is not an actual room, though, but created with the use of an Artwork Preview App called **SMARTIST**, which you can purchase from the AppStore through your smartphone. The app was designed by artists to let you create marketable art mockups in minutes, with many interior environments to select from.



It's great that we can share such resources through our AWS friends - thank you, Elizabeth!

LOL



"I just got in a new piece that would be perfect for your collection!"



RileyStreet

art supply

103 Maxwell Ct, Santa Rosa
(707) 526-6421 • www.RileyStreet.com
Mon. - Sat. 9-5:30 | Sun. 11-4



REMEMBER TO ASK FOR YOUR 10% AWS MEMBER DISCOUNT ON NON-SALE OR ALREADY DISCOUNTED ITEMS (AS WELL AS MATBOARD)

Click [HERE](#)
HERE for paint sale catalog.



Charito Shetty -
"Blue Birds on a Fence"
14x11 watercolor