


Art Workshop of Western Sonoma County
8214 Covert Lane • Sebastopol CA 95473



Our October 15 meeting will be via Zoom at 12:30.

October Prompt: Figures in the Environment

www.AWSOMEART.org

Since our August meeting was cancelled, we never had the chance to discuss the video that VP Jerry Fabiano sent out. Here is the link again... <https://youtu.be/agjl7ZvNS5A> It is a watercolor demo of human figures in a casual, busy street scene (15-minutes) by Gary Tucker. You may recall that we had an artist scheduled to demonstrate this topic at one of our AWS meetings.

Look for an email from gail@plpgraphicdesign.com the morning of the meeting - that is the invitation you'll need to join. A few minutes before 12:30, just click on the link in the email. •• If you have never received an invitation and you would now LIKE to be included, please let Gail know (gail@plpgraphicdesign.com). You need a computer/device/smartphone with a camera and microphone to participate. **All those who've already asked to be included in Zoom meetings will automatically be invited.** They are fun and we'd love to see more of you! •• After a welcome and announcements led by Carol, we'll move into sharing art &/or other personal updates. After a short break, we'll discuss the video. Any other ideas are welcome.



**AWS BOARD MINUTES
SEPTEMBER 17, 2020**

The meeting was called to order via Zoom at 10:50am by President Carol Mills. Present were Gail Mardfin, Fran Nielsen, Patricia Marina, Deni Marrone, Nancy Sanchiotti, Jerry Fabiano, and Patty Bird.

President: Carol began a discussion about the possibility of a picnic get-together outdoors. Nancy suggested that perhaps we could do an outdoor painting session. We will inquire if the patio outside our meeting room could be used for some sort of outdoor group meeting or workshop. It was decided that we will postpone our picnic to next year due to Covid and the possibility of inclement weather.

Treasurer: Patty said our bank balance was essentially the same as last month with the addition of dues from a couple of new members.

Vice President: Jerry said the video watched prior to today's meeting will be discussed during the general Zoom meeting and the August video will be discussed next time. A general discussion regarding the visual prompts in the newsletter led to a decision by the Board that the prompts would be related to the demo-videos that are chosen by Jerry.

Secretary: Nancy reminded us that nominations for all the board positions should be in by the October meeting. Voting will be done at the November meeting. A show of hands as to who would be willing to continue their board position for 2021 indicated the following:

PRESIDENT: CAROL MILLS
VICE PRES: JERRY FABIANO
TREASURER: PATTY BIRD
CORRESPONDING SEC: FRAN NIELSEN
VENUES: DENI MARRONE
ABS CHAIR: PATRICIA MARINA
NEWSLETTER: GAIL MARDFIN

POSITIONS NEEDED: As of the meeting, open positions are Recording Secretary, Membership, and Publicity Chair.

Any member desiring to be considered for any of these positions should notify Carol Mills to be put on the ballot prior to the October meeting. Carol will ask membership for any new nominations at the October meeting, and voting will take place at the November Zoom meeting.

Pres. Carol stated that we have three new members to welcome at the October mtg.

Meeting adjourned at 11:45 am.

Respectfully submitted,
Nancy Sanchiotti
Recording Secretary



AWS ELECTIONS COMING UP!
We will vote on the 2021 elected officers at the
November 19 Zoom meeting.

**Big thanks to our outgoing
Recording Secretary Nancy Sanchiotti
and to Membership Chair Gary Caldwell
for their service to AWS!**

2021 Slate of Elected Officers, as of now:
PRESIDENT: CAROL MILLS
VICE PRES: JERRY FABIANO
TREASURER: PATTY BIRD
RECORDING SECRETARY: **MERRIE KRISL**
CORRESPONDING SEC: FRAN NIELSEN

**And, according to our Constitution,
these positions are appointed by the President;
as of now:**

MEMBERSHIP CHAIR: **LORRAINE STRIBLING**
VENUES: DENI MARRONE
ABS CHAIR: PATRICIA MARINA
HISTORIAN: BEVERLY BIRD?
NEWSLETTER: GAIL MARDFIN
PUBLICITY: **OPEN**
HOSPITALITY: KATHLEEN ANDRE,
KATHY BYRNE, SUSAN BARRI

**Any member who would like to be considered for
any of these positions should notify Carol Mills
carolmills202@gmail.com to be put on the ballot
prior to the October meeting. Carol will also ask
membership for any new nominations
at the October meeting.**

From Deni Marrone, Venues Coordinator

Deni's life has been filled with grandchildren, cats, chickens, and geckos lately.

Regarding the Venues: The Umpqua Bank is open and ready for an artist who wants to show there, with room for SIX pieces. Phil Wilkinson is still in Tombe Realty. Deni is still in "The Specialty Center" and reports that the display space is in the hallway to the restrooms, so any clients partaking of the cosmetologists or eye doctors will see the work. The building is very safe for entering, thoroughly sanitized, etc.

**Contact Deni at (408) 202-3875 if interested in
any of those venues.**

FROM THE PRESIDENT...

Hi everyone,

It's been 8 months now since we have had an AWS meeting in person! I'm feeling sad and trying not to be depressed about this and EVERYTHING else! I'm sure a lot of you are feeling the same way. When is this all going to end? When will we be back to "normal"? I suspect it will still be a while before we are back to our "normal" "regular" world. Things are going to be different. SO...we need to find ways to keep our spirits up and find ways to connect...

Merrie and I are going to be reaching out to members we haven't seen on Zoom or heard from in the newsletter. We want to know how you are holding up. We need to focus on how lucky we are that we are in good health, can pay our bills, don't have to leave our jobs to stay with kids while they do distance learning, etc.

I hope you are reading the wonderful newsletter that Gail puts together every month. There are great links to see art demo videos and of course our group one that Jerry chooses for us. If you haven't been in our Zoom meetings, we can sign you up and help you get on. It is nice to see peoples' faces and sometimes see the art they share. I've enjoyed our discussions on the videos and have even learned things to try out.

You will find a slate of Officers and Committee Chairs in this newsletter. As you know, per our Constitution, we are required to publish the proposed board for the next year in the October Newsletter and then accept any other nominations at our October meeting. At our November 19th meeting a vote will be taken.

We discussed at our September Zoom meeting whether we should try and have an outdoor art activity for members. I checked with SCA about using the Judd Patio connected to our regular meeting room and it is a possibility. We could have 6- or 8-foot tables put out there to sit at a distance and draw/paint a still life or from a model. Talking with Anthony, we thought maybe 12 -15

people? **If you would be interested in participating, let me know.** We would have to rent the space. There is a chance that it may be used though, as they are putting students at the center to help with distance learning and they would use the outdoor spaces first. More to come...

On a happy note, I just got an email from the deYoung today that said the "deYoung Open" exhibit starts on October 10, running through January 3rd. They are designating October 6th as the day for the participating artists to come (at a specified time with tickets) with a guest, to view the show before it opens. It should be a fun show. Remember they haven't done an "OPEN" show since 1932! There are almost 60 artists from Sonoma County in the show.

Take care all of you, and remember to reach out to one another. Get together for a cup of coffee outdoors?!
Love,
Carol



Carol finally delivered her accepted piece to the de Young! Dates for *The de Young Open* are Saturday, October 10, 2020 through Sunday, January 3, 2021. (There is free general admission to all Bay Area residents every Saturday.) Timed tickets required in advance, with limited capacity due to COVID-19 restrictions. <https://deyoung.famsf.org>




Dante Corsetti writes, "I am proud to have a cousin, Kellie Michelucci, who has just had an **illustrated children's book** published. She has written it and created all the artwork. The title is, 'Ziggy Finds Her Light.' I purchased a copy for my great-grandchild. Kellie was an art major at Sonoma State and now resides in Washington. If anyone is interested, the book is available at The Frame Gallery, Hood River, Oregon. In the coming weeks, it will be available via amazon, Barnes and Noble, etc. Here is a link for her book. <https://store.bookbaby.com/book/ziggy-finds-her-light> "

***"Winter is an etching,
spring a watercolor,
summer an oil painting
and autumn a mosaic
of them all."***

~Stanley Horowitz

September Prompt: CLOUDS



FAR LEFT & LEFT:
Lonna Necker -

“Washington Inlet”
9x12 acrylic

“West Coast Sunset”
9x12 oil

“Sonoma Mountain”
6x6 oil



RIGHT:
Carol Mills -
“Black Bayou”
11x15 pastel
*“With the reflection
of the clouds in the
water, it seems like
one big cloud.”*



RIGHT:
Susan Barri -
“Feather River,
Graeagle, CA”
12x9 palette knife oil
*“Some friends and
I took a little trip to
Graeagle one
summer and walked
along the river on a
beautiful afternoon.”*



Georgia Simons -
“Clouds” 18x25 oil
“This won Honorable mention in the 2018 Apple Blossom Show.”

Editor’s Note:
This was not submitted as a prompt, but I thought with the clouds in the sky and the reflections in the river, it certainly fit! - gm



September 17 Zoom Meeting Report

by Merrie Krisl & Gail Mardfin

“Nice to see people without a mask!” said President **Carol Mills**. And welcome to AWS’ newest member, Beverly Kjeldsen (pronounced Kelson).

We were happy to see these people: **Patty Bird, Jerry Fabiano, Judy Goldberg, Bev Kjeldsen, Merrie Krisl, Gail Mardfin, Deni Marrone, Chris McNamara, Karen Miller, Carol Mills, Rod Morgan, Lonna Necker, Fran Nielsen, Nancy Sanchietti, Georgia Simons, Lorraine Stribling, Nancy Tulloh, Kim Winter, and Phil Wilkinson. WE MISSED THE REST OF YOU!**

Turns out the majority of us ARE DOING ART! A number of people shared their latest creations, many of which are featured elsewhere in this newsletter.

Christine McNamara finds the Facebook LIVE collage site led by Crystal Marie Neubauer to be very inspirational. The page is “Crystal Marie: Canary Rising” – it’s a “private group” with 1.5K members, so log on! Every day at 8:30 AM, “It gets my engine started artistically,” says Chris, who describes Crystal as a very inspirational person and helpful in getting people out of their ruts and overcoming their fears.

Georgia Simons reported she had once again begun a 30 Day Strada Challenge, where she paints still lifes in oil, mostly flowers and fruit in a 9x12 format, doing about two hours of painting from life. More on page 8.

After an ergonomic stretch, **Jerry Fabiano** started the video discussion by reminding people that he is choosing videos based on what subjects the members told him interested them. He wants to have the prompts correlate with the videos, so our next prompt will follow August’s video and will be “figures in the environment” (any kind of scene). He asked how many of the Zoom attendees had tried a seascape and almost everyone had. He felt the presenter was a good teacher and noted we are blessed to have the Pacific Ocean so close. **Beverly Kjeldsen** said she was up in Fort Bragg at the moment, providing lots of ocean inspiration.

Jerry liked the practical way the artist starts from the top and works down and from the distance working forward. Light coming from behind the waves works best and the lightest lights are added last. Jerry suggested trying the app Waterlogue, which allows you to take your photos and enhance them to look like watercolors. It informs your color and value choices.

Carol Mills feels that waves are hard to do in watercolor, reserving the whites, although she says she does sometimes uses white acrylic for highlights. She loved the way he used a fan brush to paint the foam under the waves.

Christine McNamara liked the shadows he painted under the waves. She recommended the book, “Paint the Sea and Shorelines” by E. John Robinson. It is out of print, but you can find copies online from sites like Abebooks.com.

Patty Bird asked about his use of the dagger brush. It’s a long flat, angled to a point, allowing very fine lines. [AT RIGHT] She liked that he used a “hacked up” fan brush, which he tapped to paint droplets above the waves. She noted she has done a seascape from a photograph and felt it was successful.

Georgia Simons was impressed with the sketching he did before painting. She usually avoids it, but he made it look like fun! He then had a good value plan from which to paint.

On other topics, Patty suggested we all look for covered places where we might do plein air painting through the winter. Jerry said that Howarth and Ragle Parks both have gazebos.



Christine McNamara -
“Schoolhouse Beach” 11x15 watercolor
Chris reported at the Zoom meeting that this had sold!

From Gail Mardfin, Newsletter Editor

Hi everybody,

My time in the hills of Northeast Pennsylvania is coming to an end and I am so sad...but eager to see my granddaughter again. I tackled a lot of jobs around the property, visited old friends, and was able to spend a couple of wonderful days at the Jersey shore playing in the waves.



I picked up an unexpected and fun job when a friend who owns a local farm stand asked me to create some signboards that have the faces cut out. I worked on each one about six hours, with the help of their 11-year-old daughter Willa, who likes art. She is the oldest of five very nice, corn-fed kids. xo gail

Gail Mardfin -

“Scarecrow & Cornstalk”
and “Halloween Time”
Each 96”x48”, latex enamel on plywood



“I would rather die of passion than of boredom.”

- Vincent Van Gogh

Be sure to see the wonderful 3-minute video from the Atelier des Lumieres (Paris, France) of the installation/exhibition of Vincent Van Gogh's paintings. They “come to life” as Don McLean's song “Vincent” is covered by Jim van der Zee.

Click here to see it:

<https://1funny.com/magical-van-gogh-exhibit/>

SEBASTOPOL
CENTER FOR THE ARTS

**Save these dates for more
LIVE FROM AMSTERDAM lectures:
Vermeer - Thurs, Oct 15th @ 11am
Caravaggio - Thurs, Nov 12th @ 11am**

Here are a couple (of the many) courses now offered at Sebastopol Center for the Arts. Fun classes for AWS members!!

Plein Air Landscape Painting in Ragle Ranch Regional Park, Sebastopol - with Clark Mitchell



Clark Mitchell

Clark's painting demonstrations will be in pastel, but all mediums are welcome. Tuesday mornings 9:00-12:00; 6 sessions starting September 29th • More info [HERE](#) \$240




Donna DeLaBriandais

Let's Paint the Wild - at the Laguna - with Donna DeLaBriandais

Plein air painting at Laguna de Santa Rosa, using oils or acrylics. \$75 Monday, October 5th 9:30-12:30; Half day workshop • More info [HERE](#)

Drawing Autumn Leaves in Colored Pencil - with Nina Antze



Nina Antze

Autumn is the perfect time to explore colored pencil techniques with all the beauty of the changing leaf colors. \$50 One day morning workshop October 10th, 10:00-12:00 via Zoom. • More info [HERE](#)

Fran Nielsen -

Mouse Fairy on Dove, 9 inches

Cat with Piccolo, 10 inches (SOLD)

Fox on Bike; 12 inches on wood base

Stunt Pilot Rabbit, 8 inches

"Here are my photos of my Character Figures -Assemblage Art. I've sculpted the heads out of a polymer clay, then cured them in an oven to porcelain hardness. I've handcrafted the bodies, and created the costuming from my own patterns, on a 1957 Featherweight Singer sewing machine that I have been using for more than 30 years. I don't know what I would do without it, for all those tiny outfits. Most of the time I'm inspired by the props I find in antique & vintage stores, and my imagination takes over. The era I like to stay in is the 1900-1930s. You can check out all my photos in my albums, of the figures and paintings on my page: facebook.com/PaintingsByFranG.Nielsen."



SAVOS Updates: Reports from AWS participants in this year's Sebastopol Arts Virtual Open Studio, a hybrid of Art Trails and Art @ The Source due to the covid situation, were not stellar, as far as visitors or sales. The 109 degree weekend weather also did not help! The virtual gallery online was set up beautifully and the Zoom opening was fun, as reported by Carol Mills, who attended.

Patty Bird said that sister Beverly had done well with sales, despite low attendance. Patricia Marina and Phil Wilkinson said there had been little traffic to their artist pages, and though Fran Nielsen and Patricia both offered studio visits by appointment, turnout was nil. Both Fran and Patricia have work in Corrick's in Santa Rosa, and that show will be extended until the end of October.

Let us hope for a return to the more vibrant in-person artist studio tours next year, and thank you to those AWS artists who continued to support SebArts through their participation.



Patricia at Corrick's



Eric Rhoads organizes the Plein Air Conventions that our Susan Bradford glows about. He is the one responsible for posting the wonderful Streamline Art Videos throughout this pandemic. (<https://www.youtube.com/user/streamlineartvideo>) He also writes a weekly letter, more on the philosophical side. I thought this recent one was interesting, coming from him.
- gm, editor

SUNDAY COFFEE WITH ERIC RHOADS 9/20/20

Fragile Freedoms

This COVID-crazed time, this time of unrest and turmoil, this time of information and misinformation, censorship of social media, confusing and conflicting data that can bring distrust of *any* new information, has helped me realize how easily we comply with suggestions if they're in the name of safety. This has helped me realize just how fragile our freedom can be. I'm finding my brain scrambling to understand what and who to believe anymore.

The good news is that I'm forced to challenge my beliefs, I'm forced to explore other outlooks and opinions, and I no longer trust any of the voices I once relied upon. I can't believe a single tweet or video that is stated as fact, and I can't even trust the fact-checkers. It seems everyone has an agenda to sway me one way or another.

I have to think for myself.

I have to challenge everything I've believed in the past.

I have to accept that I might have been wrong, or that others I used to believe can no longer hold my trust.

There is a tectonic shift taking place in this world, right before our eyes.

...

Embracing Rebirth

Every generation in the past has had something... the Great Depression, great wars and conflicts, plagues, civil unrest, and disease. We're getting our chance to experience a special time in our lives, a time we will share with our grandkids, a time that will enter the history books. It may not be what we would choose, but we should embrace it for the ways we will be reborn.

Like Your Life Depends on It

This will pass, and life will be good again. But it will be different, which is why your willingness to think and ask yourself who and what you believe, is more important than ever. Think like your life depended on it. Use your own brain, be willing to consider differing opinions, be willing to ask yourself why something is true, why you should believe it, what needs to be seen that's not clearly visible. Ask yourself if you're stuck or blindly following the way things have always been.

A Time for Questioning

This isn't a time for comfort, it's a time for critical thinking, for questioning everything we believe, for questioning everything others tell us and questioning who we trust to load our brains. It's also not a time to seek reinforcement of what we already believe, but a time to deeply question ourselves and what we are clinging to from our past..

Answers always lie in our questions.

In the September Zoom meeting, **Georgia Simons** shared some recent still lifes she had done as part of the Strada 30-Day



Challenge, a twice-a-year challenge by the makers of Strada easels. If you follow rules carefully, you can win one of five Strada easels. As long as you are working from life, you don't have to complete things in one day, but Georgia finds that she works best if she

goes to the studio in the morning for two hours before lunch. This time around she stopped at eight paintings, but she's completed the challenge before.

She has a perfect set up (left), with built-in lights. She usually paints in the garage, but with the smokey air, she had to stop. Georgia's great advice: "Enjoy what you set up so your enthusiasm will show in the painting."

More details here: <https://www.stradaeasel.com/pages/strada-challenge->

Georgia Simons - Three oils shown, all 9x12 or 12x9





Susan Barri -

*"Bodega Highway" 10 x 8 palette knife oil
"I spotted this little farm while zooming to the coast one pre-fire morning. Took a photo on my way home in the afternoon."*



Linda Grainger - "Blue Heron by the Canal"
21x16 watercolor

"This was all painted from my head though I used a reference photo for the blue heron, which I often see by the water pond by our club house. I live in Vista de Lago, which is a beautiful area."

Judy Goldberg -

"Lurking Nasty Hog Weed" 9X12 linocut (first proof)

"Walking the coastal bluff below Jenner I came upon a plant that looked like Queen Anne's Lace on steroids. I didn't pick it because it was on a public path, nor touch it because it looked dangerous. Googled and found a match for hogweed. Good thing I left it undisturbed.

My linoleum cut is lacking something from my hogweed reference pencil drawing (July newsletter). Oh well, it's all a process for progress. I can be very critical of my own work, especially when it doesn't resemble what was in my head. Since it's 'magneted' on the fridge, other artist family members have suggested various ways to save this Hogweed#2 rendition... painting on it? under printing? My infatuation with hogweed isn't over. I want to try a color print reduction method for a final Hogweed involvement. In the meantime, my acrylic paints should be arriving soon! I need some — not instant — just faster, gratification."



Kathleen Andre - "August, 2020" 24x30 acrylic

Writes Kathleen, "My lungs are somewhat clearer because I bought an air purifier! This new painting was a spontaneous method that is very freeing and fun, and I used brushes, palette knife, and rubber spatula."

Kathy Byrne -

RIGHT: "Antique Saws" 11x14 watercolor

BELOW: "Pt. Pinos" 11x14 watercolor



Kathryn Hainke -

LEFT: "It's all how you look at it" 11x14 oil

ABOVE: "Winter drive west on route 66" 24x36 oil

"Hi, I'm painting most days during our 'time out.' Both of these pieces are from my photography. The cloud scene is on Route 66 heading west in winter. The bird is what the Irish call a robin."



April Lynch -

"Schoolhouse Beach" 22x32 watercolor



Sky Richardson -

"Emerald Bay, Lake Tahoe" 18x24 watercolor



Carol Mills writes, "Gail inspired me with her award-winning radishes done on Masa paper. I looked up on youtube how to do a basic one. It's similar to making old maps and "leather" Indian things I used to do with my third grade classes using brown paper bags! It was fun and got me away from trying to be perfect (you can't when the paint runs into the cracks!) I did some of my lilies and a magnolia. •• I also did a painting of a photo my friend took of Cypress Grove in Point Reyes. He said he'd like to see me paint it. It took me three tries to make a smooth fog." wash!! "



Carol Mills -

LEFT:
"Lilies"
10x8 watercolor

"Magnolia"
8x10 watercolor

BELOW:
"Cypress Grove Point"
9x13 watercolor




Patricia Marina -

Circle of Life (1,2,3 and 4), each 20x16
Mixed Media, ceramics, paper & bling

"The City of Santa Rosa Public Art program features art exhibitions at locations throughout the city. But that was BC (Before Coronavirus). Since we can't gather around great art together, SR Public Art, working with the Out There Campaign, is proud to present these ELEVEN virtual galleries of artists whose exhibits had to be postponed. Check them out...

<https://www.insideoutthere.com/art/>



Phil Wilkinson has certainly been creative lately, painting on stringed musical instruments. LEFT: "Three ukuleles decorated with acrylic paint. I bought them on eBay for a reasonable price and then decorated them during our 'Stay in Place' in April. Each of them is quite playable, but they need tuning. CENTER: A cello I decorated with decoupage of medieval music and then splashed acrylic paint on. RIGHT: A violin decorated with a leafy sea dragon. I made the stand for this one as well," explains Phil.



RileyStreet Art Supply
 103 Maxwell Court, Santa Rosa
 (707) 526-6421

So in retrospect, in 2015, not a single person got the answer right to "Where do you see yourself 5 years from now?"

