

Art Workshop of Western Sonoma County  
8214 Covert Lane • Sebastopol CA 95473



ART WORKSHOP OF WESTERN SONOMA COUNTY [AWSOMEART.ORG](http://AWSOMEART.ORG) • OCTOBER 2024

## THURSDAY, OCTOBER 17th

Sebastopol Veteran's Building, 282 South High St., Sebastopol, CA

10:30 Board • 12:00 Potluck • 12:30 Meeting • 1:30-2:45 - Art Demo (see below)

October Prompt: PORTRAITS • November Prompt: BARNES



### OCTOBER DEMO: SALLY PRIVETTE - BASKETRY

Sally's fascination with baskets began when she purchased a Miwok cradle board. The making and collecting of baskets since then has been Sally's joy. She was a teacher at Pine Crest and Hill Crest Schools

in Sebastopol, and in 1972 a living history program at the Petaluma Adobe was offered to teachers. It was then that she started making baskets. She started mastering the art of Indian basket making from Mable McCay, a member of the Long Valley Cache Creek Pomo and renowned for her basket weaving. Sally will give us a brief history of her experiences and the local native skills, then lead us through a basket making demonstration.



### Mary Cassatt at Work

Legion of Honor

Oct 5, 2024–Jan 26, 2025

Too often dismissed as a sentimental painter of mothers and children, Mary Cassatt was a modernist pioneer. *Mary Cassatt at Work* calls attention to the artist's processes of making—how she used her brush, etching needle, and pastel stick to create radical art under the cover of “feminine” subject matter.

## FROM THE PRESIDENT JUDY GRIGG GOLDBERG

BOO! Scared?

*How about...wary...a little cautious?*

*"I am doing what I cannot do yet, in order to learn how to do it."*

~ Vincent Van Gogh

Not all of us are as undaunted as Vincent. Inside most of us have two voices, the one of confidence that tells you to give it a go, and another that reminds us of our frailty and fears, our inner critic.

My inner critic was given an early jumpstart; here's a story. When I was around five years old, I made a "Ramar of the Jungle" crocodile out of clay and amazed myself! I can still picture the fierce creature drying on the windowsill in the kitchen. Pleased with my efforts as well, my mother was inspired to invite a bunch of neighborhood kids to come over and "do clay" with me. Wanting to please Mom, I made another croc. Her comment was, "Humph, your other one was better."

In my memory, there was no more clay play until 7th grade art class. Instructed to make a small figure of a favorite animal, I pinched together a pink and turquoise dodo. He never met Mom.



But this nasty nay-sayer within can be silenced, or at least ignored, with some confidence built from positive experiences, especially those that challenge our abilities or imagined limitations. The last two years serving as your AWS president has proven that to me.

I have been volunteering for stuff at my son's school ever since he entered kindergarten. Yep, I was a constant room-mom, holiday bazaar nut case, and on and up to organizing a resource fair with games, folklorico dancers, puppeteers, and a fried chicken dinner for hundreds of families, all the while building faith in myself.

Even so, I was hesitant to accept the AWS president position. I had never faced an audience of my peers with a microphone in hand; I dreaded it! But because our group is so warm and friendly, it has been just fine. I know now that this opportunity was a blessing and a privilege.

What makes AWS wonderfully unique for me, and I hope for everyone, is this feeling of freedom to try out new things, to speak up, to fail, and also, to triumph. I am SO glad that I gave it a go!

Together we grow.

Judy Goldberg

### CORRECTIONS: **Who does this award-winning photo belong to?**

It was misattributed in the last newsletter... Also, **Linda Grainger's** "Misty Morning" watercolor won a first place, not third place at the Fair, as reported last month.



### LOST & FOUND

Who does this nice Hydro Flask belong to? Was left after the September meeting. Contact Judy Goldberg (714) 330-5752 or claim it at the October meeting...

...or we will donate it to "LUCKY BAGS," our new name for the monthly raffle draw, which now includes nice items as well as a \$15 RileyStreet gift certificate.



Lorraine Stribling!



## VICE PRESIDENT'S REPORT • LONNA NECKER

Greetings,

I discovered that I quite like our meetings and seeing your Prompts and hearing and watching the amazing demonstrators, but not enough to miss taking a watercolor workshop in Italy with Michael Coy for eight days! We were in Cinque Terre, a string of five ancient fishing villages perched high on the Italian Riviera just south of Genoa in northwest





Italy. Cinque Terre has an amazing coastline, a warm sea for swimming, and historic charm. And it has more stairways, trails with stairs and uneven surfaces than any place I've ever been.

Our **October Prompt** is **Portraits – living or once lived persons or animals**. I know many of you are wonderful portrait artists, so I am very anxious to see what will be brought to the October meeting.

Our **October Demonstrator** is our very own member, **Sally Privette**. She will explain her love of baskets and a bit of their history and then will guide us through the pine needle basket making process, letting us make our own sweet creations. If you have signed up for this process, please bring any of the following items, if you have them: **scissors, raffia, large eye needles, buttons, and long pine needles**.

Take care,  
Lonna



**Carolyn Jarvis** - 3 oils  
LEFT:  
"Golden Vineyard"  
14x18  
"Rocky Ocean Shoreline"  
9x12  
ABOVE: "Splash" 12x12



With **PORTRAITS** as October's prompt, Merrie Krisl shared the book "**PORTRAIT REVOLUTION**, Inspiration from Around the World For Creating Art in Multiple Mediums and Styles." She thought that small groups of AWS artists might get together to draw from the same image or subject, with different interpretations in various media of the same subject.

## AWS BOARD MINUTES

SEPTEMBER 19, 2024

Meeting Called to order 10:41am.

**Members Present:** Allene Donato, Judy Goldberg, Merrie Krisl, Gail Mardfin, Patricia Marina, Deni Marrone, Judy McFarland, Carol Mills, Susan Nestor, Fran Nielsen, and Lorraine Stribling.

The board had a birthday celebration for Lorraine who recently turned 95! Thank you, Gail, for the delicious cake.

- **Nominating Committee:** Gail and Susan reported that they are looking for someone to fill the President's post. Judy McFarland will be shadowing Lorraine to eventually work as the Membership Chair. Patricia will do Publicity. Allene will co-chair the ABS, so there is an opening for a Member-at-large. Gail suggested everyone write descriptions of their jobs.
- **Carol Mills** reported she has sent in the county grant application. She said no one has contacted her regarding the Harvest Fair. Evidently they will have a different format this year. Looks like they are going back to a 3-hour evening event on Oct. 12.
- **Susan Nestor** noted that the change in the raffle, hereafter known as the "lucky bags" appears to be well- received with the income to the club up. She encourages people to bring items that will appeal to people (art supplies, books, etc.)
- **Treasurer:** Merrie said the regular account has a balance of \$6,252.64 and the Mielke Awards Account \$4481.62.
- **Membership** has risen to over 120. There is a cap of 135 with a waiting list. So far, the number of people coming to meetings has been workable.
- **Corresponding Secretary:** Fran said she has sent out one condolence card this month.
- **Venues:** Deni reported the first show in the Livery has been hung and a reception for the 3-month installation will be Friday, October 4 from 5-7. She will create a separate sign-up to fill the 12 spaces in the Livery; the next rotation there is already full. Sonoma Chocolatiers has space for more art.
- **Publicity:** Patricia will post the Livery event on Facebook. Each artist should be advertising to friends, etc.
- **Communications:** Gail noted she sends newsletters to everyone, but sometimes they are not received. If this happens to you, access the newsletter on our website: <https://www.awsomeart.org/newsletters> (under the About tab). She encourages all members to have an artist page on our website, especially new members.

Carol moved to adjourn, Deni seconded.

Motion carried.

Submitted by Merrie Krisl



## SEBASTOPOL VENUES September 19 - November 21

### Coffee & Moore

CURRENTLY: Sandi Maurer  
NOVEMBER 21: Lorna Ho

### Fandee's Restaurant

CURRENTLY: Rhonda Mertle & Gail Mardfin  
NOV 21: Enid Barnes & Carol Mills

### Hair Masters

CURRENTLY: Barbara Evans  
& Elizabeth Gomes  
NOVEMBER 21: Carol Mills

### Hole in the Wall Restaurant

CURRENTLY: Marilyn Dizikes  
NOV 21: Elizabeth Gomes & Carolyn Jarvis

### Sonoma Chocolatiers

CURRENTLY: Deni Marrone  
NOVEMBER 21: Linda Dove-Pierson

### Specialty Center

CURRENTLY: Linda Dove-Pierson  
NOVEMBER 21: Kathy Byrne

### Umpqua Bank

CURRENTLY: Becky Brendlin  
NOVEMBER 21: Linda Dove-Pierson

## VENUE NEWS

Our newest venue, **Sonoma Chocolatiers**, has recently remodeled the "nook" (shown at right) added a hanging system, and repainted. "It's nice in there, a mini-facelift," Deni reports. The venue holds 6-12 pieces, depending on size.



There have been several sales through the AWS Venues lately! Above, **Sandi Maurer** sold her first painting EVER from Coffee & Moore! "Super happy! I am grateful someone liked it enough to pay for it!" says Sandi. Last month, **Pamela Heck** sold two pieces, one of the original illustrations from her children's book (Frog, at right) and an abstract mixed media piece. Last month **Linda Dove-Pierson** sold a piece at Fandee's to a mermaid lover (above right). And **Rhonda Mertle** just sold a big rooster painting from Fandee's. **Congratulations to all!**



## October 17 Refreshments

Please have your contribution (enough to serve 12 people) on the table so the potluck is ready to start promptly at noon.

### SANDWICHES/ FINGER FOOD

Enid Barnes  
Becky Brendlin  
Connie Cook  
Hale Darby  
Hedda Gold  
Judy Goldberg  
Rhonda Mertle  
Susan Nestor  
Fran Nielsen  
Leah Ocean  
Christine Paschal  
Paula Pearce  
Bonnie Smith??  
Marilyn Sommer  
Elizabeth Springs  
Gary Wilson



### DESSERT/FRUIT

Susan Barri  
Marilyn Dizikes  
Caroline Ellis  
Chris Field  
Elizabeth Gomes  
Lorna Ho  
Carolyn Jarvis  
Merrie Krisl  
Patricia Marina  
Judy Morrison  
Linda Dove Pierson  
Genie Rhodes  
Elisabeth Van Nuys  
Mary Ann Wakefield

**RAFFLE**  
Joyce Terres  
**GREETER**  
Christine Paschal

# SEPTEMBER ART DEMO: GERALD HUTH

## Collage, a Conversation with Paper

by Gail Mardfin



Abstract painter and collagist Gerald Huth has worked in many themes over the years. Informed by worldwide travel, he has explored the human figure,

ancestry, cultures and civilizations. He pushed through the pandemic and is now having more fun, working with the theme of music. Depending on what form of music he listens to, over and over, as he works, his collages reflect it. "Hearing the Music" is the name of his recent show at the Pacific Grove Art Center.

He describes collage making as instinctive, intuitive - more about feeling. There is "technique" involved, but it is not like painting, which requires some training or a background in drawing. "Collage is a joyful medium," he asserts.

Before beginning a new collage, he decides on the scale. The tendency is to "overdo," but as you would not use every spice in the kitchen, keep the focus. "Let the paper lead you," he says. He selects 6 to 8 papers to work with, thinking about a color scheme (contrasting? harmonious?), patterns, and textures.

His substrate is usually Arches 300 lb cold press, or matboard if he is working at a larger scale. He begins with some sort of simple plan or sketch, and then cuts the papers to transform it into a collage. He demonstrated his "secret ingredient," tracing paper, tracing the necessary shape from his sketch to be used as a pattern piece to cut through the desired section of chosen paper.

To glue a piece flat, he demonstrated how to cover it with a second sheet, then rub it with a clean rag (not directly with your hands). But he does not always glue the papers flat, which allows the bottom edge to float, even curl up a little, with the help of a bit of hidden foamcore. With his current theme, he also incorporates sheets of music, as well as additional drawing or marks to tie parts of the collage together.

Gerald began his collage exploration when a 1989 botched double hernia operation prevented him from lugging his large and heavy canvases around the studio for a while, which ended up being a good thing! Besides using amazing papers he purchases on his


foreign travel and teaching excursions, Gerald also creates papers to work from: he mixes leftover oil paint (from his painting practice) with turpentine in small bottles, pours it on paper, then sprays water-based spray paint, causing a chemical reaction - similar to poured acrylic paintings. They have to sit and dry for about a month, and then parts can be selected for use.

Gerald still makes large (48") abstract oil paintings in one studio, which involve pouring and glazing that take time to dry. He can then turn to his smaller collage studio, enjoying the slower pace of that medium.

Composition is an ever-present consideration, as you want the viewer to move around the piece, to be intrigued by the placement of colors and patterns throughout.



**Gerald uses Golden Mat Soft Gel or Liquitex gel medium for most papers, Super 77 spraymount for rice paper or other delicate papers.**



**You can cut paper with a mat knife or scissors, or tear a softer edge, deciding whether to use the white deckle so it shows or not.**

*(cont. on next page)*

**Gerald Huth, cont.**

Gerald also incorporates the mats of his collages into the pieces themselves, so that papers or marks extend beyond the otherwise confining feel of the mat. “How do you know when to stop?” he was asked. “When whatever I am adding to it, it isn’t getting any better. It is enough.”

Gerald offers collage workshops on the first Saturday of every month, 10am-4pm. **Genie Rhodes, Lorna Ho, and Lorraine Stribling** can all attest to them! \$85 covers instruction and all materials, glues, etc. Classes are limited to six people, but if an overflow of AWS members sign up, he will add a second class on Sunday. All you need to bring is “lunch and creativity.”

To see Gerald’s online galleries of paintings and collages, visit [geraldhuthart.com](http://geraldhuthart.com)  
To sign up for a Saturday collage workshop, write [studio@geraldhuthart.com](mailto:studio@geraldhuthart.com)



Judy Pagnuset gets her name on the list for the October collage workshop. Signup info at left.



Sonoma County ART TRAILS, a program of Sebastopol Center for the Arts, is celebrating 40 years! And **Gerald Huth** will be in his studio - *one of the two original* artists to do so! This year, there are seven artists with studios in Forestville, where his studio is located, #10 on the tour.

AWS artists participating are **Alyson Dobbert #32, James Reynolds #74, Elisabeth Springs #82, and Carolyn Wilson #118**, are among the 153 artists on this year’s tour - not to mention many others who have demonstrated at AWS meetings. *Perhaps you’ll have recommendations for future demonstrators if you go on the Tour — let Lonna know!*

<https://www.sonomacountyarttrails.org/>

# Art Openings & Opportunities

## Perspectives

The Gallery at  
Sebastopol Area Senior Center

The Sebastopol Senior Center's gallery has upgraded and now features juried thematic exhibits that run about one month. Submissions are made online; there is a cost to enter, reduced if you are a Senior Center member.

Click to learn of upcoming calls for entry:

[www.sebastopolseniorcenter.org/perspectives-gallery](http://www.sebastopolseniorcenter.org/perspectives-gallery)

"Dreams: Visions in the Arms of Morpheus" is the exhibit currently running through November 22. AWS member **Connie Cook** has a collage in the show, "Little Girl and her Pal," of a child napping on her German Shepherd.

Grand AWS Opening Reception at  
**THE LIVERY CoWORK**  
6940 Burnett St., Sebastopol  
Friday, October 4 • 5-7pm

**SEE LAST PAGE TO LEARN MORE!**

## TRASHLANTIS\* 2024

Call for artists for the Trashlantis Festival that includes cash prizes!  
Deadline for entries: Oct 12.

<https://www.creativesonoma.org/opportunities/call-for-art/> for description and email contact

*Trashlantis* is a grass-roots, free community festival, where we all play pretend that we live in the ocean and build amazing things from the trash that humans throw away - plus two music stages!

**Saturday Oct 26 • 11am-5pm  
at the Sebastopol Youth Annex**

For more information on the day and signup forms Trashlantis Festival:

<https://www.trashlantis.com>

\*

Trashlanteans live under the Great Pacific Garbage Patch. Fifty years of plastic waste flowing into their homes has mutated them. Now they require plastic to survive! Help us tell their story with your art.

### CALL FOR ARTISTS: Russian River Art Gallery

16357 Main Street, Guerneville  
is looking for new members.

For inquiries or any questions please contact

Patty Bird at 707-869-9122

or Deni Marrone

408-202-3875 [denijomarrone@gmail.com](mailto:denijomarrone@gmail.com)





# ART by AWS Members



**Jerry Fabiano -**  
12x16 acrylic  
*A painting for Charlene*



**Lorraine Stribling -**  
"Remember" 11x11 collage




**Andrea Way -**  
"Jack Be Nimble" 12x9 mixed media

**What have you been working on?**

Please send a photo of your latest art to [gail@plpgraphicdesign.com](mailto:gail@plpgraphicdesign.com) by the Wednesday following the meeting so people can see it in the next newsletter.

Please include title, dimensions (HxW), and medium.



**Marilee Wingert -**  
TOP:  
"Fish" 4x9 colored pencil  
*This is from a YouTube tutorial.*  
ABOVE:  
"Nudibranch" 9x12 watercolor & pen  
*Nudibranches are sea slugs that are known for their bright colors and exterior gills.*



**Carol Mills -** 2 watercolors  
TOP: "Blueberries" 11x14  
ABOVE: "Lighthouse" 12x9  
*I always wanted to paint a blue and red lighthouse.*



**ruchel leah bloom -**  
18x24 mixed media  
*A spiritually inspired work of swirling flowers and leaves, in remembrance of ruchel's departed daughter.*

**"A drawing is a line going for a walk."**

~ Paul Klee

# anthropomorphism noun

an·thro·po·mor·phism (an(t)-thrə-pə-'môr-fi-zəm)

: an interpretation of what is not human or personal in terms of human or personal characteristics : **HUMANIZATION**

**September  
Prompt:**



1) **Judy Grigg Goldberg's** little "Happy Hour @ Slither Inn & Grill" was done in gel pen & watercolor pencil (5x5").

2) In **Christine Field's** soft pastel, the carrots appear to be tossing their carrot-tops into swirling tresses. (24x20 framed)



3) **Gail Mardfin** painted a colorful "Watercolor Dance Party" to fulfill the prompt and delight her watercolor students.



4) **Christine Paschal** sculpted a mushroom from polymer clay. He has glass seed beads for eyes and a cute little face (4x2x2").



5) **Sarah Hegarty** created her creature, "They," (18x18x12") out of Easter grass, an oatmeal container, paper towel rolls, popsicle sticks, a little found toy, pompoms, some faux fur, gloss medium and paint. Her explanation of the dietary and procreative proclivities of her alien assemblage brought down the house at the September meeting!



6) **Rod Morgan** submitted his "Tree Wizard" photograph for this month's prompt.



## September Art Share...

Here are some of the presenters at September's **ART SHARE**. Lining up in **two lines** and **using the microphone** makes things go smoothly. Time will determine how many presenters can go in each meeting. Let's **encourage folks who haven't spoken in awhile** to go first — as Judy Goldberg says in her president's article, be brave, you can do it! Big thanks to Judy for the photos and captions, too. And remember, **only ONE piece of art per meeting**.



**Becky Brendlin's** digitally created artwork depicts examines the intricacy of a flower in bloom.



**Rhonda Myrtle** shows her painting of our beautiful Sonoma coast.



**Carol Mills** had fun with this month's anthropomorphism prompt, Single Cat Lady in a Kamala tee.



Together, **Genie Rhodes** and her husband created this collage in a Gerald Huth workshop.



When the owl quartet appeared to be wearing necklaces, **Judy Pagnuset** further accessorized with spiffy eyewear.



**Judy Leandro** holds the intricately patterned basket she was taught to make in a Sally Privette workshop.



**Marcella Ford** holds a soulful pastel portrait of her blue-eyed grandson.



**Nancy Tulloh's** mixed media collage began with a Sees Candy box and then the animals began to magically appear.



**Barb Lawson** shows her recent watercolor done *en plein air*, an exploration of the many green hues in nature.

**Please stand close to your art work when you share - makes it easier for photos!**



The smorgasbord of German-pastry-inspired deliciousness was created by **Marilyn Dizikes**, using a mix of mediums and techniques.



**TO NEW AWS MEMBER**  
Michele deLuca • Santa Rosa

**Patricia Marina** will be selling art cards, suncatchers and *dehydrated pears* at the “Family Art Show” **October 12-13, 10am-4pm.** She’ll be located on her property at 270 Virginia Ave (off Bodega Ave just outside of town) with a group of longtime artist friends. Stop by!

### Speaking of pears...

All these pieces are by **Barbara Evans**, participating in a challenge sponsored by **STRADA easel.**



Participants paint or draw from life and post every day for the 30 days in September, to be entered in a random drawing for a STRADA *plein air* easel.



“The challenge has helped me minimize hesitations and jump right into getting a painting done. Nothing like a deadline, right?” says Barbara. “I am also learning and feeling inspired by seeing the beautiful work from over 700 [still remaining from the more than 1500 initial] participants. Anyone interested may use [#stradaeasel](#) to search on instagram or visit [their website](#). There may be another challenge in January and it would be fun to do this with fellow AWS members.”



**Good luck, Barbara!**

FROM THE TOP: Pear 2x2 gouache, Hollyhocks 10x8 gouache, Dahlia Bud 6x6 colored pencil, Horseshoe Crab 5x7 watercolor

**Connie Cook** is having a solo show at the **Steele Lane Community Center**  
415 Steele Lane  
Santa Rosa  
through December.



**Connie Cook** -  
“Dragonfly”  
12x12 collage & acrylic



**Enid Barnes** (shown with her Modigliani-esque paintings) and **Gail Mardfin** have a show at J&M Midtown Cafe, 1422 4th St. in Santa Rosa through October. They have a nice breakfast/brunch/lunch menu, so stop in!



### News from Pamela Heck...

Just got back from the **Painting Horses Workshop with Jill Soukop in Mosca, Colorado**. It was the most exhausting workshop I've ever attended — 8 to 10 hours a day. Horse anatomy studies, quick sketches, sculpture, value and color studies, lectures, and demos. Still processing. The high points for me were drawing the horse skeletal structure *on* an actual horse (*see top photo*), and a morning riding on the ranch in view of Great Sand Dunes National Park, the mountains, and buffalo. A herd of 2,000 live on the ranch, which encompasses 10,000 acres. Check out Jill Soukop online or Instagram.



IS EVERYONE CLOSE TO YOU REGISTERED TO VOTE?

Are your college-age kids or grandkids registered?

GO TO [VOTE.GOV](https://www.vote.gov) to register to vote or update your registration. Do not delay!

# RileyStreet

art supply

103 Maxwell Ct, Santa Rosa  
(707) 526-6421 • [www.RileyStreet.com](http://www.RileyStreet.com)  
Mon. - Sat. 9-5:30 | Sun. 11-4



REMEMBER TO ASK FOR YOUR **10% AWS MEMBER DISCOUNT** ON NON-SALE OR ALREADY DISCOUNTED ITEMS (AS WELL AS MATBOARD)


Picasso Halloween Costume ❤️



Don't miss the  
**AWS Opening Reception**  
 at  
**THE LIVERY CoWORK**  
 6940 Burnett St.  
 Sebastopol  
 Friday, Oct 4 • 5-7pm



1



2



3

After months of communication with Livery coordinator, Nick Charkow, AWS Venues organizer Deni Marrone arranged an introductory meeting with AWS artists interested in showing in the large, modern Sebastopol office space called The Livery CoWork. The walls in the 2-story open interior were visually divided into 12 separate areas by the group. And now they are filled with paintings by nine inaugural AWS artists. ***Come to the opening reception to appreciate it all!***

Livery artists must commit to 3-month exhibits and provide a bio. The next show, which will run from early December to early March, has already been spoken for by others at the initial meeting. Going forward, Deni will provide a separate sign-up for this unique opportunity at The Livery CoWork..


PHOTOS: 1) Patricia Marina & Deni announce the reception! 2) The cherry red bricks on the building's front are attention grabbing. 3) On installation day, Nick, Deni, Carol Mills, Linda Loveland Reid, and Kim Winter gather by the coffee area, beneath a 5-foot painting that Kim and Linda custom-created in a 7-hour painting marathon. 4) Sandi Maurer smiles down from the second tier. 5) Lorna Ho has a section on the second floor to display work, as well. 6) Elizabeth Springs' abstract paintings work well on the corrugated walls in the downstairs. 7) Linda Dove-Pierson has several pieces along the wall leading to the restrooms. 8) Carol Mills has a large downstairs space to display her many watercolors.



8



7



6



5



4

**Long live the AWS-Livery partnership!**